

Scaled data based on original data using
LM-79-08 Approved Method: Electrical and Photometric Measurements of Solid-
State Lighting Products

Test Report Prepared for
Cooper Lighting Solutions
(formerly Eaton)

Brand: STREETWORKS

Report Number: P298958

Luminaire Tested: **GAA-AF-08-LED-U-T2-7030-800**

Issue Date: 3/3/2020

Test Information

Test Method: LM-79-08
Report Number: P298958
TEST IS SCALED FROM IESNA LM-79-08 TEST DATA (P24139)
Test Lab: INNOVATION CENTER P2
Issue Date: 3/3/2020
Manufacturer: COOPER LIGHTING SOLUTIONS (FORMERLY EATON)
Product Line: STREETWORKS
Catalog Number: GAA-AF-08-LED-U-T2-7030-800
Description: GALLEONNAIRE AREA AND ROADWAY LUMINAIRE
(8) 70 CRI, 3000K CCT 800mA LIGHTSQUARE WITH 16 LEDS EACH AND Type II OPTICS
Light Source: -
Ballast/Driver: -

Summary

Lumens per Lamp: N/A
Luminaire Lumens: 36456.9 lumens
Efficiency: N/A
Efficacy: 109.2 lumens/watt
Luminous Opening: Rectangular (W 2' x L: 1' x H: 0')
IES Classification: Type II - Medium - Full Cutoff
BUG Rating: B3 - U0 - G4

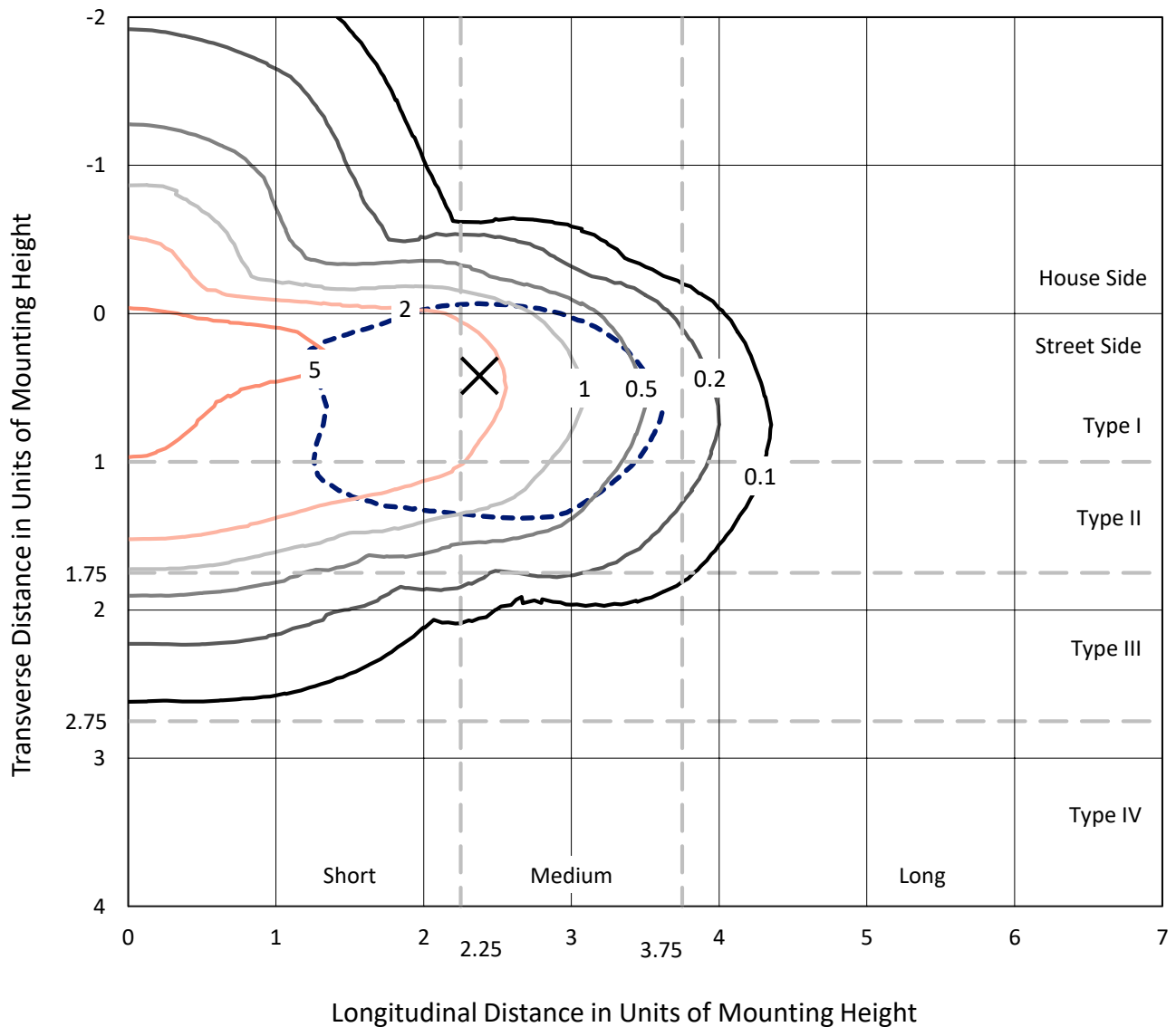
Input Watts (W): 334
Input Voltage (V): NR
Input Current (Ain): NR
Voltage Rise (V): NR
Power Factor: NR
Total Harmonic Distortion (THDi): NR
Frequency (hertz): 60
Stabilization Time: NR
Operation Time: NR
Ambient Temperature (°C): NR
Test Distance: 28.75 FT



REPORT NUMBER: P298958
 CATALOG NUMBER: GAA-AF-08-LED-U-T2-7030-800

Iso-Footcandle Lines of Horizontal Illumination

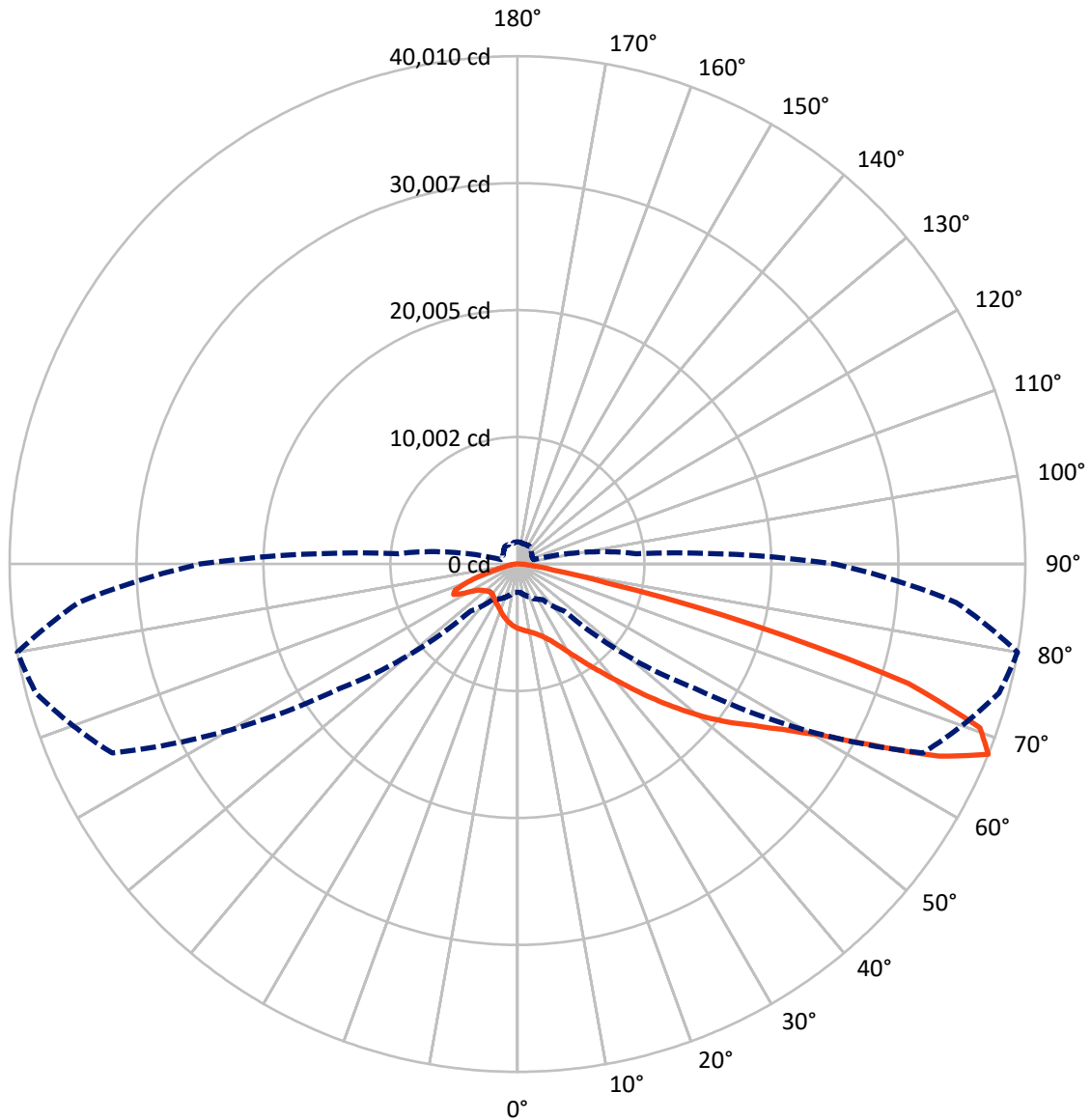
× Max cd
 - - - 1/2 Max cd



Based on 30 foot mounting height. Maximum calculated value = 6.8 fc
 Type II - Medium - Full Cutoff

REPORT NUMBER: P298958
CATALOG NUMBER: GAA-AF-08-LED-U-T2-7030-800

Luminous Intensity Polar Plot



— Vertical Plane Through 80-Deg Lateral - - - Horizontal Cone Through 67.5-Deg Vertical

REPORT NUMBER: P298958

CATALOG NUMBER: GAA-AF-08-LED-U-T2-7030-800

FLUX DISTRIBUTION:

		Downward	Upward	Total
House Side	Lumens	6714.0	0.0	6714.0
	% Fixture	18.4	0.0	18.4
Street Side	Lumens	29742.9	0.0	29742.9
	% Fixture	81.6	0.0	81.6
Total	Lumens	36456.9	0.0	36456.9
	% Fixture	100.0	0.0	100.0

ZONAL LUMENS:

Zone	Lumens	% Fixture
0°-10°	467.2	1.3
10°-20°	1345.9	3.7
20°-30°	2227.8	6.1
30°-40°	3644.1	10.0
40°-50°	5883.7	16.1
50°-60°	8494.4	23.3
60°-70°	9374.1	25.7
70°-80°	4320.9	11.9
80°-90°	698.9	1.9
90°-100°	0.0	0.0
100°-110°	0.0	0.0
110°-120°	0.0	0.0
120°-130°	0.0	0.0
130°-140°	0.0	0.0
140°-150°	0.0	0.0
150°-160°	0.0	0.0
160°-170°	0.0	0.0
170°-180°	0.0	0.0
0°-90°	36456.9	100.0
0°-180°	36456.9	100.0

Coefficient of Utilization



REPORT NUMBER: P298958

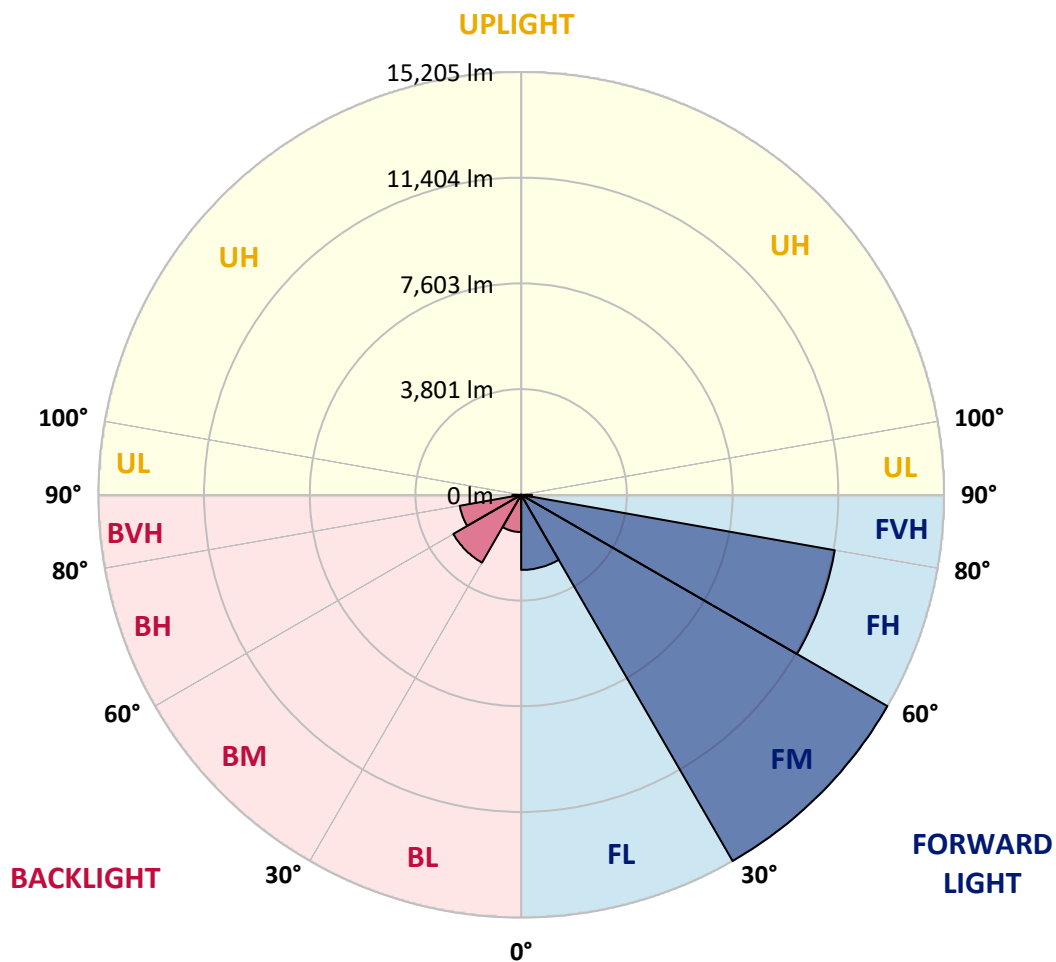
CATALOG NUMBER: GAA-AF-08-LED-U-T2-7030-800

LUMINAIRE CLASSIFICATION SYSTEM LUMEN TABLE AND BUG RATING:

Zone		Lumens	% Fixture	Zone Rating/Lumen Limit		
				B	U	G
FL	(0°-30°)	2701.4	7.4			
FM	(30°-60°)	15205.2	41.7			
FH	(60°-80°)	11452.0	31.4			G4/12000
FVH	(80°-90°)	384.2	1.1			G3/500
BL	(0°-30°)	1339.5	3.7	B3/2500		
BM	(30°-60°)	2816.9	7.7	B3/5000		
BH	(60°-80°)	2242.9	6.2	B3/2500		G3/2500
BVH	(80°-90°)	314.6	0.9			G3/500
UL	(90°-100°)	0.0	0.0		U0/0	
UH	(100°-180°)	0.0	0.0		U0/0	

BUG Rating: B3-U0-G4

Type II Medium





REPORT NUMBER: P298958

CATALOG NUMBER: GAA-AF-08-LED-U-T2-7030-800

CANDELA DISTRIBUTION (FULL):

	0°	5°	15°	25°	35°	45°	55°	65°	75°	80°	85°
0°	5064.9	5064.9	5064.9	5064.9	5064.9	5064.9	5064.9	5064.9	5064.9	5064.9	5064.9
2.5°	5540.5	5508.2	5513.6	5504.6	5477.7	5431.1	5380.8	5289.3	5194.1	5143.9	5104.4
5°	6003.6	5994.6	5982.1	5953.3	5885.1	5788.2	5668.0	5506.4	5332.3	5240.8	5152.9
7.5°	6350.0	6344.6	6328.5	6310.5	6244.1	6127.4	5946.2	5716.4	5463.4	5337.7	5201.3
10°	6378.7	6387.7	6400.2	6448.7	6457.7	6394.9	6210.0	5931.8	5599.8	5438.2	5264.1
12.5°	6134.6	6154.4	6202.8	6326.7	6457.7	6534.9	6439.7	6158.0	5759.5	5563.9	5343.1
15°	5811.6	5822.3	5881.6	6052.1	6287.2	6525.9	6615.6	6407.4	5965.9	5725.4	5461.6
17.5°	5673.4	5678.7	5720.0	5833.1	6052.1	6393.1	6714.3	6678.4	6219.0	5926.4	5606.9
20°	5603.4	5615.9	5675.2	5786.4	5924.6	6222.6	6728.7	6971.0	6520.5	6177.7	5790.0
22.5°	5802.6	5797.2	5818.7	5874.4	5991.0	6170.5	6717.9	7272.5	6904.6	6500.8	6028.7
25°	6267.4	6287.2	6249.5	6186.7	6224.4	6350.0	6775.4	7599.2	7385.6	6915.4	6341.0
27.5°	6929.7	6910.0	6854.3	6707.2	6630.0	6683.8	6965.6	7951.0	7983.3	7461.0	6753.8
30°	7590.2	7574.0	7520.2	7340.7	7182.8	7137.9	7335.3	8354.8	8695.8	8116.1	7260.0
32.5°	8275.8	8257.9	8207.6	8028.1	7837.9	7733.8	7861.2	8821.4	9535.8	8898.6	7855.8
35°	9121.2	9087.1	8981.2	8731.7	8545.0	8464.3	8523.5	9408.3	10505.0	9824.7	8579.1
37.5°	9916.3	9968.3	9860.6	9516.0	9273.7	9245.0	9311.4	10124.5	11549.5	10860.3	9410.1
40°	10714.9	10723.9	10627.0	10345.2	10095.7	10049.1	10216.0	10993.1	12782.5	12098.7	10420.6
42.5°	11540.5	11558.5	11395.2	11134.9	10951.9	10960.8	11151.1	12010.8	14196.9	13557.9	11583.6
45°	12518.7	12545.6	12366.2	12025.1	11858.2	12193.9	12114.9	13152.3	15747.6	15216.3	12919.0
47.5°	13541.7	13583.0	13446.6	13127.2	12919.0	13380.2	13078.7	14417.6	17416.7	16994.9	14385.3
50°	14099.9	14159.2	14292.0	14268.6	14223.8	14146.6	14153.8	15774.5	19137.9	18847.2	15892.9
52.5°	13800.2	13798.4	14283.0	14871.7	15499.9	15546.5	15464.0	17204.9	20746.1	20658.1	17312.6
55°	12429.0	12522.3	13256.4	14396.1	16111.9	17183.4	17427.5	18843.6	22325.5	22427.8	18753.8
57.5°	10146.0	10223.2	11213.9	12802.3	15286.3	18156.2	20220.2	21225.3	24091.6	24569.0	20672.5
60°	6881.3	6974.6	8024.5	9932.4	13064.3	17614.1	22878.3	25475.4	26205.8	27291.7	23364.7
62.5°	4043.7	4128.0	4984.2	6265.6	9198.3	15096.0	24044.9	31522.0	29563.9	31400.0	27471.2
65°	2783.7	2841.2	3257.6	3900.1	5285.7	10167.5	22598.3	35696.7	34731.1	36490.0	32232.8
67.5°	2239.9	2232.7	2563.0	3000.9	3402.9	5242.6	17088.3	35224.7	39275.6	40009.6	34704.2
70°	1845.1	1837.9	2062.2	2424.8	2719.1	2952.4	9307.8	29725.4	38349.4	38647.4	32428.4
72.5°	1543.5	1550.7	1694.3	1963.5	2230.9	2223.8	4090.3	20911.2	30168.8	32229.2	25850.5
75°	1303.0	1306.6	1401.7	1592.0	1811.0	1791.2	2218.4	11328.8	17537.0	18971.0	14329.7
77.5°	1109.2	1112.8	1173.8	1279.7	1435.8	1428.7	1618.9	4894.4	7315.6	7225.9	4901.6
80°	988.9	988.9	1017.7	1037.4	1123.5	1091.2	1200.7	2351.2	3092.4	2855.5	1956.3
82.5°	775.4	778.9	954.8	947.7	884.8	843.6	843.6	1385.6	1638.7	1514.8	1145.1
85°	436.1	434.3	615.6	743.0	778.9	594.1	588.7	775.4	892.0	786.1	554.6
87.5°	186.7	190.2	285.4	330.2	441.5	369.7	364.3	400.2	454.1	393.1	256.7
90°	0.0	0.0	0.0	0.0	0.0	0.0	0.0	0.0	0.0	0.0	0.0



REPORT NUMBER: P298958

CATALOG NUMBER: GAA-AF-08-LED-U-T2-7030-800

CANDELA DISTRIBUTION (continued):

	90°	95°	105°	115°	125°	135°	145°	155°	165°	175°	180°
0°	5064.9	5064.9	5064.9	5064.9	5064.9	5064.9	5064.9	5064.9	5064.9	5064.9	5064.9
2.5°	5066.7	5020.0	4917.7	4790.3	4675.4	4600.1	4531.9	4433.2	4438.5	4370.3	4320.1
5°	5063.1	4966.2	4729.3	4447.5	4176.5	3980.9	3833.7	3700.9	3668.6	3605.7	3568.1
7.5°	5066.7	4908.8	4510.3	4059.8	3724.2	3476.5	3350.9	3280.9	3264.7	3243.2	3245.0
10°	5079.3	4856.7	4269.8	3697.3	3345.5	3182.2	3151.7	3173.2	3198.3	3205.5	3207.3
12.5°	5108.0	4810.1	4006.0	3374.2	3108.6	3058.3	3110.4	3184.0	3232.4	3255.8	3254.0
15°	5172.6	4774.2	3752.9	3121.2	2977.6	3004.5	3101.4	3205.5	3275.5	3307.8	3309.6
17.5°	5242.6	4722.1	3492.7	2927.3	2880.7	2948.9	3069.1	3191.2	3277.3	3313.2	3320.4
20°	5334.1	4657.5	3219.9	2781.9	2789.1	2866.3	2979.4	3101.4	3196.5	3227.0	3241.4
22.5°	5454.4	4587.5	2981.2	2663.5	2685.0	2744.2	2832.2	2938.1	3020.6	3035.0	3047.6
25°	5615.9	4512.1	2790.9	2555.8	2564.8	2598.9	2658.1	2720.9	2778.3	2762.2	2774.8
27.5°	5833.1	4447.5	2649.1	2457.1	2440.9	2448.1	2478.6	2498.4	2528.9	2484.0	2489.4
30°	6088.0	4377.5	2539.6	2370.9	2326.1	2313.5	2320.7	2331.4	2354.8	2293.8	2284.8
32.5°	6384.1	4293.2	2437.3	2295.5	2232.7	2207.6	2211.2	2239.9	2329.6	2292.0	2272.2
35°	6728.7	4198.0	2329.6	2213.0	2169.9	2134.0	2130.4	2220.2	2487.6	2464.3	2446.3
37.5°	7132.5	4102.9	2222.0	2119.7	2123.2	2083.8	2071.2	2173.5	2518.1	2426.6	2414.0
40°	7645.8	4052.7	2130.4	2020.9	2065.8	2060.4	2035.3	2087.3	2317.1	2150.2	2128.6
42.5°	8281.2	4059.8	2062.2	1915.0	1997.6	2055.0	2015.6	2017.4	2099.9	1974.3	1954.5
45°	9065.5	4144.2	2013.8	1830.7	1920.4	2049.7	2008.4	1979.7	1986.8	1920.4	1909.7
47.5°	9980.9	4318.3	1979.7	1760.7	1846.8	2029.9	2006.6	1968.9	1952.7	1916.8	1907.9
50°	10998.5	4571.3	1954.5	1694.3	1780.4	1997.6	2008.4	1958.1	1940.2	1925.8	1920.4
52.5°	11998.2	4860.3	1916.8	1636.9	1728.4	1958.1	2013.8	1947.4	1927.6	1916.8	1911.5
55°	13112.8	5221.1	1859.4	1588.4	1685.3	1907.9	2013.8	1931.2	1909.7	1911.5	1909.7
57.5°	14618.6	5804.4	1791.2	1547.1	1633.3	1846.8	1979.7	1913.3	1886.3	1888.1	1889.9
60°	16971.6	6832.8	1708.6	1505.8	1568.7	1775.1	1933.0	1873.8	1846.8	1854.0	1855.8
62.5°	20432.0	8342.2	1601.0	1444.8	1500.5	1697.9	1868.4	1823.5	1796.6	1814.5	1814.5
65°	24028.8	9674.0	1468.1	1367.6	1428.7	1613.5	1787.6	1760.7	1733.8	1775.1	1773.3
67.5°	24996.1	9376.0	1335.3	1283.3	1356.9	1520.2	1690.7	1676.3	1662.0	1733.8	1730.2
70°	22205.2	7527.4	1213.3	1197.1	1277.9	1419.7	1586.6	1586.6	1577.6	1631.5	1618.9
72.5°	16917.8	5337.7	1096.6	1105.6	1188.2	1310.2	1473.5	1486.1	1471.7	1498.7	1487.9
75°	9056.5	3054.7	980.0	1005.1	1076.9	1198.9	1347.9	1360.5	1351.5	1349.7	1355.1
77.5°	3009.9	1493.3	857.9	897.4	960.2	1084.1	1216.9	1236.6	1215.1	1211.5	1209.7
80°	1340.7	938.7	723.3	775.4	831.0	953.0	1078.7	1094.8	1071.5	1103.8	1062.5
82.5°	861.5	617.4	579.7	637.2	691.0	822.0	940.5	944.1	922.5	1071.5	913.6
85°	418.2	382.3	436.1	488.2	534.8	646.1	778.9	780.7	726.9	662.3	638.9
87.5°	208.2	222.6	290.8	337.4	360.8	443.3	567.2	556.4	533.1	484.6	446.9
90°	0.0	0.0	0.0	0.0	0.0	0.0	0.0	0.0	0.0	0.0	0.0

(END OF REPORT)